
LOW VOLTAGE AC DRIVES

ABB general purpose drives ACS560 – 0.75 to 160 kW

Empowering effortless productivity



ACS560 is simple to select, easy to install and quick to commission. It is engineered for the general purpose needs of various industries. The energy saving, easy-to-use features and environment friendly specifications make it a prolific solution for pump, fan, plastics, pharma, textiles and F&B industries.

ACS560 is built on a reliable, proven hardware platform by ABB and enhanced software for the needs of a wide range of applications.

Table of contents


004–005	ACS560 all-compatible drive
006–007	ACS560 perfect fit drive
008–009	High reliability, long life
010	Increased productivity
011	Energy efficiency
012–013	New features
014–015	General purpose applications
016	Technical details
017–018	Standard interface
019	Rating table
020-021	Options
022-023	ABB automation products
024-025	Drives service

ACS560 all-compatible drive

Integrated essentials and options for your needs



The user-friendly **Icon based control panel** is standard, giving the user a delightful experience.



Simple to select, install and use. **Integrated essentials** such as Modbus RTU interface, brake chopper, safe torque off, DC choke, EMC filter, digital and analog IO's make ACS560 an all convenient drive.



Fit and play field-bus functionality with all major automation communication networks, assures faster connection to your devices with just one setting.

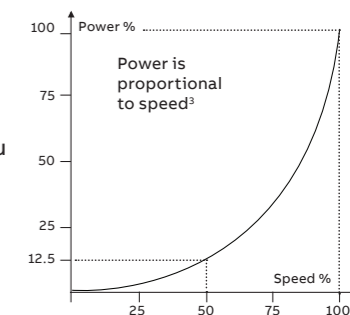


Compatible with **assistant control panels** ACS-AP-S, ACS-AP-I & ACS-AP-W (Bluetooth) with Hindi language support. Bluetooth enabled control panel allows the user to connect to the drive with mobile through "Drive tune" mobile App.


Control panel can be mounted on cabinet door without any add-ons. A dummy panel RDUM-01 and cabinet **door mounting kit** DPMP-01 is offered as an option.



Energy optimizer help you save energy and energy efficiency information helps you monitor consumption, savings and CO₂ reduction.



Specially designed **options** such as input choke, output choke, brake resistor to make the system more competitive.



Remote monitoring with a built-in web server and standalone data logger, the NETA-21 enables worldwide and secure remote access to drives with primary focus on remote condition monitoring. ACS560 also introduces Eco remote monitoring solution targeting remote diagnosis and support.



Drive composer **PC tool** for startup, configuration, monitoring and process tuning. Automation Builder-Drive Manager for single point of commissioning and monitoring of your drives together with other automation products such as PLC, HMI etc., Drive size tool and Energy save calculator to make data driven decisions.



ACS560 perfect fit drive

Specification and features designed after listening to the user

The user driven features and reliable design of ACS560 ensures effortless commissioning and operation in challenging conditions

Optimization at its best

0.75 to 160 kW, adapted for Indian environment, cabinet mount, IP20, EMC C3, basic panel, integrated brake chopper (up to 22KW), DC Choke (>11 KW)



Robust design and quality, suits Indian conditions

ACS560 uses protective coated circuit boards and individual air cooling lanes, all 3 phase current measurement to help ensure highest performance, high reliability and a long lifetime. ACS560 designed to work up to +55 deg C ambient conditions.



Engineered in India for India

Specially engineered application macros for plastic extrusion, pharma segments, textiles and always demanding PFC, SPFC, PID control macros. Cleverly designed input filter, output filter and brake resistors.



Operate in apna language

Control panel information display and user documentation in Hindi, first-of-its-kind feature in India for Drives.



नमस्ते

Fit and Play

Rapid connectivity to control systems with intelligent Fit & Play fieldbus configuration facility. Modbus RTU as standard, optional Profibus, Profinet, EtherCat, Canopen and Modbus TCP. Mobile, remote monitoring connection ready.



All essentials inside

The ACS560 general purpose drive is compliant with IEC standards. The integrated features such as EMC filters and brake chopper leads to reduction in needed space.



Energy saving

The built-in energy optimizer and energy efficiency information help to save energy and monitor consumption in the processes and reduce CO₂ emissions.



Backward compatibility

Having the same order and service resources as the ACS550, but with a more compact size and added new features, users familiar with ACS550 can quickly adopt and use ACS560

- Compatible for most ACS550 applications.
- Smaller size allows easy replacement
- More options available
- Panel and cabinet installation kit
- Enhanced functionality from ACS550
- Parameter conversion from ACS550 to ACS560
- A separate guide for ACS550/ACS310 application conversion.



High reliability, long life

Rigorously tested to ensure trouble free operation

Multiple levels of in-depth tests performed at various stages of development, ensures quality and reliability

— Reliability of every drive, assured by demanding test procedures and advanced facilities

ABB ensures that each and every drive produced is tested thoroughly with various test procedures by in-house as well through external certifications. The routine test procedures are stringent and always one step ahead to ensure reliable operation and long life.

The newly designed cooling lane lets air going through the lane to cool the power components. It also isolates the dust in the air from the power and control unit. This protects the components on the printed circuit board (PCB), thus reducing fault rate and extend the lifetime.

By using a new coating technique, a greater area on the printed circuit board is covered protecting the drive from powder dust and oil, allowing the drive to function reliably even in harsh environments.

The ACS560 has been thoroughly tested under harsh environmental conditions, ensuring that the product can function in demanding environments.

- Tested in high humidity environments
- Tested for withstanding, dusty environmental conditions seen in ceramics, textiles and stone processing applications.
- Tested for resisting corrosive gases as per 3C2 category

The ACS560 designed to operate with up to +55 °C ambient temperature .

A wide line network voltage ranging from -15% to +10% allows functioning despite voltage fluctuations.



Increased productivity

Consistent quality of the end product

ACS560 enables a process to achieve fast and accurate speed control while continuously maintaining the quality.

The optimal process control of the ACS560 leads to a more consistent quality end product, which means the maximum profit for the customer. A pump macro can maintain product consistency by telling the drive to start additional pumps in response to a pressure drop, should there be a surge in demand.

In addition to dedicated pump control, ACS560 provides a pre-pressurization for process start-ups.

Increasing throughput
Process equipment is usually designed to cater for future increase in productivity. Changing constant-speed equipment to provide higher production volumes requires money and time. Boosting productivity with the help of ACS560, speed increase of 5% to 20% percent is possible and the production increase often can be achieved without any extra investment.

Supervision function allows monitoring any process signal, alerting the user and preventing machinery damage or productivity loss.

Remote monitoring feature indicates the condition of the drive system in real-time to the user to get ready for preventive maintenance.

Energy saving
Given that power consumption savings of 50% can be made by reducing the motor speed by just 20% and with payback times as short as six months ACS560 is arguably the one product that can have the maximum impact on a company's energy and carbon reduction policy

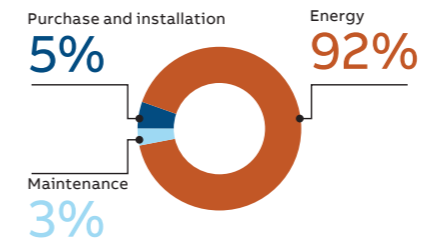


Energy efficiency

Faster returns on investment

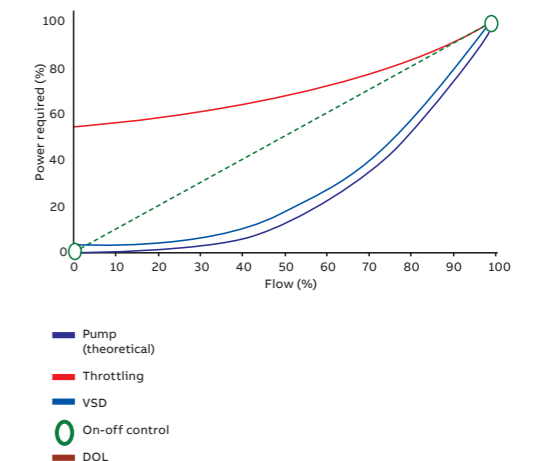
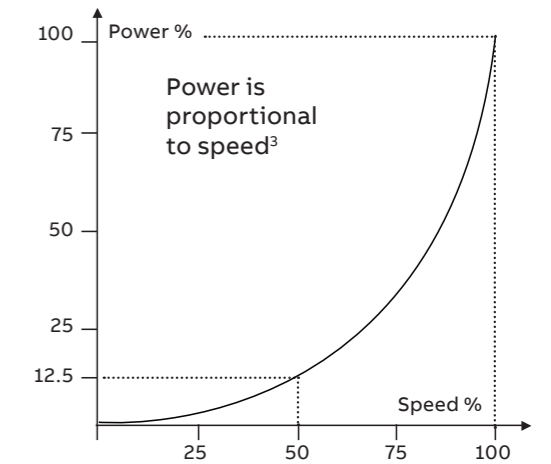
It pays back. The payback time for using variable speed drives is very short, and the return on investment can come within months.

According to life cycle approach, the purchase cost of a motor and a drive is just a few percent compared to the energy spent to run the equipment over its entire lifetime.



- Energy saving**
- Maximum flow has fewer requirements during most of pump and fan application.
 - Even a small reduction in speed can result in significant energy savings
 - With energy efficiency control, ACS560 helps user reduce energy consumption and save cost during its whole life cycle
 - ACS560 has energy saving calculator which logs energy saving and displays the savings in local currency. It also logs CO₂ reduction data.

- Energy saved with ABB's variable speed drives**
- The installed base of ABB drives saved about 490 TWh in 2015, equivalent to the consumption per year of more than 110 million households in EU.
 - If 490 TWh would have been generated by fossil fuel powered electricity plants, ABB drives reduced CO₂ emissions in 2015 by about 410 million tons, corresponding to the yearly emission of more than 90 million cars.



New features

For increased operational efficiency

ACS560 is designed with a focus on the needs of users who require specific features for higher efficiency in general purpose applications.

PFC and SPFC application macro with auto change and interlock

- Predefined PFC and SPFC macro's logic and parameterization ensures quick commissioning of the fan or pump, keeping the system cost is low as there is no need of a PLC.
- Auto-change functionality ensures the even run time of all pumps or fans in the system to have even wear and avoid downtime of the pump/fan
- Interlock provides option to exclude a pump or fan from the system for maintenance or manual direct on-line start



Plastic extrusion application macro with screw rpm indication and supervision

- Plastic extrusion macro has pre-configured parameters, which enables quick commissioning
- Screw speed can be displayed using load speed and gear ratio parameters which reduce the investment of additional display meter
- Supervision function can be used to avoid productivity loss and screw damage in case of a jam, by interlocking minimum required speed reference to start the drive



Pharma application macro with integrated brake chopper and brake resistor package

- Pharma application macro has pre-configured parameters to commission pharma reactor equipment by changing only one parameter
 - Integrated brake chopper offers competitive advantage
- Packaged brake resistor avoids resistor selection process and procurement hassles



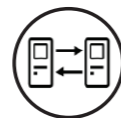
Cooling fan control mode

- Two modes of cooling fan control are included in ACS560, one is "continuous ON", other one is "Controlled"
- This option increases reliability and productivity in textile application by avoiding the bluff accumulation.



Fieldbus auto configuration and Fieldbus macro

- Hassle free fieldbus module configuration, fit the fieldbus module and restart the drive
- All fieldbus configurations are just done by one parameter settings. Select the respective fieldbus macro, and all the fieldbus parameters are set, to send /receive data from PLC
- Supports for Modbus RTU, Modbus TCP, Profibus, Profinet, EtherCAT, CanOpen.



Current limit warning

- If the drive load hits its stall limit then it goes to stall condition causing production loss
- In ACS560, new current limit is introduced for 180% of heavy duty current I_{Hd} (less than stall limit)
- Whenever drive hits this limit a warning is generated (can be configured as fault or no action), so that the user gets notified about the load thereby taking necessary action and avoid production loss.



User load curve with multi point load limits

- Enhanced user load curve with multiple point limit setting, enables to set different limits at various points of load curve according to its load pattern and helps in load analysis with alerts specifying its region.



Motor pot up and down time & inching

- Motor potentiometer feature is now added with separated parameters for uptime and down time
- This gives the flexibility to set different times for increase and decrease.
- Inching can be activated through fieldbus, it uses jogging references and ramp times.



General purpose applications

Meeting the needs of various industries

General purpose pumps and fans.

Water, waste water and industrial pumps, industrial fans and blowers



Plastic extrusion

pipe extruder, blown film extruder and blower, mixer, pulverizer, tapeline blower, blow moulding, sheet extrusion extruder.



Pharma Applications

Clean room fans and pumps, agitator, reactor.




Textile applications

Blow room blower, jet dyeing pumps, stenter blower, hydro extractor centrifuge, bleaching pumps and blowers.



Sugar, rice and oil mill

Pump, fan, blower conveyors and extractors.



Technical details

ACS560 general purpose drives

Mains Connection	
Voltage and power range	3-phase, U_N 380 to 480 V, +10%/-15% from 0.75 up to 160 kW
Frequency	50/60 Hz \pm 5%
Power factor	$\cos\phi = 0.98$
Efficiency (at nominal power)	98%
Motor Connection	
Voltage	0 to U_N , 3-phase
Frequency	0 to 500 Hz
Motor control	Scalar and vector control
Speed control	Static accuracy: 20% of motor nominal slip Dynamic accuracy: 1% seconds with 100% torque step
Product compliance	
CE	
Low Voltage Directive 2006/95/EC, EN 61800-5-1: 2007	
Machinery Directive 2006/42/EC, EN 61800-5-2: 2007	
EMC Directive 2004/108/EC, EN 61800-3: 2004 + A1: 2012	
Quality assurance system ISO 9001 and Environmental system ISO 14001	
Waste electrical and electronic equipment directive (WEEE) 2002/96/EC	
RoHS directive 2011/65/EU	
EAC	
EMC according to EN 61800-3: 2004 + A1: 2012	
ACS560 with built-in C3 category filter as standard	
Environmental limits	
Ambient temperature	
Transport	-40 to +70 °C
Storage	-40 to +70 °C
Operation area	-15 to +40 °C no frost allowed R0 to R2 frames: No deration needed up to 50 °C, deration needed above +50 °C to +55 °C R3 to R8 frames: +40 to +55 °C deration needed See HW manual for more information
Environmental limits	
Coating	Coated circuit boards
Cooling method	
Air-cooled	Dry clean air
Altitude	
0 to 1,000 m	Without deration
1,000 to 4,000 m	With deration of 1%/100 m
Relative humidity	
Degree of protection	5 to 95%, no condensation allowed
Degree of protection	
Degree of protection	IP20
Functional safety	
Functional safety	Safe torque off (STO according EN 61800-5-2) IEC 61508 ed2: SIL 3, IEC 61511: SIL 3, IEC 62061: SIL CL 3, EN ISO 13849-1: PL e
Contamination levels	
Storage	No conductive dust allowed
Operation	IEC 60721-3-1, Class 1C2 (chemical gases), Class 1S2 (solid particles)*
Transportation	IEC 60721-3-3, Class 3C2 (chemical gases), Class 3S2 (solid particles)*
Transportation	IEC 60721-3-2, Class 2C2 (chemical gases), Class 2S2 (solid particles)*

* C = chemically active substances
S = mechanically active substances

Standard interface I/O connections (ABB standard macro)

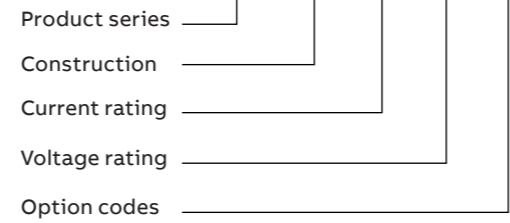
X1 Reference voltage and analog input and output			
1	SCR		Signal cable shield (screen)
2	AI1		External frequency reference: 0...10 V
3	AGND		Analog input circuit, common
4	+10V		10 V DC reference voltage
5	AI2		Not configured
6	AGND		Analog input circuit, common
7	AO1		Output frequency: 0...20 mA
8	AO2		Output current 0...20 mA
9	AGND		Analog input circuit, common
X2, X3 Aux. voltage output and programmable digital input			
10	+24V		Aux. voltage output +24 VDC, max. 250 mA
11	DGND		Aux. voltage output common
12	DCOM		Digital input common for all
13	DI1		Stop (0) / start (1)
14	DI2		Forward (0) / reverse (1)
15	DI3		Constant frequency selection
16	DI4		Constant frequency selection
17	DI5		Ramp selection: ramp 1(0) / ramp 2 (1)
18	DI6		Not configured
X6, X7, X8 Relay output			
19	RO1C		Ready run 250 V AC / 30 V DC 2A
20	RO1A		
21	RO1B		
22	RO2C		Running 250 V AC / 30 V DC 2A
23	RO2A		
24	RO2B		
25	RO3C		Fault(-1) 250 V AC / 30 V DC 2A
26	RO3A		
27	RO3B		
X6 Built-in modbus			
29	B+		
30	A-		Internal modbus RTU (EIA-485).
31	DGND		
(Frame R0 – R2)			
S100	TERM & BIAS		Termination resistor and bias resistor switch
(Frame R3 – R8)			
S100	TERM		Termination resistor switch
S200	BIAS		Bias resistor switch
X4 Safety torque off			
R0 – R2 R3 – R8			
33	-	OUT1	Safety torque off function. factoryconnection. both circuits must be closed for the drive to start. see safe torque off function in the drive hardware manual.
34	SGND	OUT2	
35	OUT1	SGND	
36	IN1	IN1	
37	IN2	IN2	
X10 24 V AC/DC (frame R6-R8)			
40	24 VACDC-In		24V AC/DC input for control unit power supply when external main power is disconnected
41	24 VACDC-In		
Redundant auxiliary voltage output (frame R0-R2)			
42	+24 V		Aux. voltage output +24 V DC, max. 250mA
43	DGND		Aux. voltage output common
44	DDOM		Digital input common for all

Dimensions:

Frame Size	Dimensions & Weight (IP20)				
	W mm	D mm	H mm	H2 mm	Weight Kg
R0	73	207	223	x	1.6
R1	97	207	223	x	1.9
R2	172	207	220	x	2.9
R3	203	229	490	x	14.9
R4	203	257	636	x	19.0
R5	203	296	719	600	28.3
R6	252	369	722	548	42.4
R7	284	371	839	600	54.0
R8	300	394	943	680	69.0



ACS560 - 01 - 02A6 - 4 + xxxx



H1 - Height of front side
 H2 - Height of back side (without cable connecting box)
 W - Width
 D - Depth


- 01 Frames R0 - R2
- 02 Frames R3 - R5
- 03 Frames R6 - R8



01



02



03

Rating tables

ACS560 rating table

Order Number	Drive	Frame	Normal use		Maximum output current		Heavy Duty Use		
			P _n [kW]	P _n [Hp]	I _n [A]	I _{max}	P _{hd} [KW]	P _{hd} [Hp]	I _{hd} (Continuous) [A]
ACS560-01-02A6-4			0.75	1	2.6	3.2	0.55	0.75	1.8
ACS560-01-03A3-4			1.1	1.5	3.3	4.7	0.75	1	2.6
ACS560-01-04A0-4		R0	1.5	2	4	5.9	1.1	1.5	3.3
ACS560-01-05A6-4			2.2	3	5.6	7.2	1.5	2	4
ACS560-01-07A2-4			3	4	7.2	10.1	2.2	3.0	5.6
ACS560-01-09A4-4			3.7	5	9.4	13.0	3	4.0	7.2
ACS560-01-12A6-4		R1	5.5	7.5	12.6	16.9	3.7	5.0	9.4
ACS560-01-017A-4		R2	7.5	10	17	22.7	5.5	7.5	12.6
ACS560-01-025A-4			11	15	25	30.6	7.5	10	17
ACS560-01-033A-4			15	20	33	44.3	11	15	24.6
ACS560-01-039A-4		R3	18.5	25	39	56.9	15	20	31.6
ACS560-01-046A-4			22	30	46	67.9	18.5	25	37.7
ACS560-01-062A-4		R4	30	40	62	76.0	22	30	44.6
ACS560-01-073A-4			37	50	73	104.0	30	40	61
ACS560-01-088A-4		R5	45	60	88	122.0	37	50	72
ACS560-01-106A-4			55	75	106	148.0	45	60	87
ACS560-01-145A-4		R6	75	100	145	178.0	55	75	105
ACS560-01-169A-4		R7	90	120	169	247.0	75	100	145
ACS560-01-206A-4			110	150	206	287.0	90	120	169
ACS560-01-246A-4		R8	132	180	246	350.2	110	150	206
ACS560-01-293A-4			160	215	293	418.2	132	180	246*

The ratings apply for the frames R0 to R2 (up to 11 kW) at +50 °C and the frames R3 to R8 at +40 °C. For derating at higher altitudes, temperatures or switching frequencies, see the HW manuals

ACS-BP-S Basic Control Panel is standard delivery

6xDI, 3xRO, 2xAI, 2xAO, STO, Embedded Modbus RTU are standard delivery. 1 DI is configurable for Frequency input, 1 AO is configurable for V/I

For R0-R2 frames, if any fieldbus option is included, then only 2DI, 1 RO and STO is available.

Nominal ratings: I_N: Rated current available continuously without overloadability at 40 °C. P_N: Typical motor power in no-overload use.

Maximum output current: I_{max}: Maximum output current. Available for 2 seconds at start, then as long as allowed by drive temperature.

Heavy-duty use: I_{Hd}: Continuous current when its used in Heady duty applications, allows 150% of I_{Hd} for 1 minute every 10 minutes at 40 °C.

* Continuous current when its used in Heady duty applications, allows 130% of I_{Hd} for 1 minute every 10 minutes at 40 °C.

P_{Hd}: Typical motor power in heavy-duty use.

Order Code Information

Options

+ Code Options			
	+K454	FPBA-01	Profibus DP
+ Field Bus (any one)	+K457	FCAN-01	Can Open
	+K469	FECA-01	EtherCAT
(**This will remove Modbus RTU, 4DI, 2AI, 2AO, 2 RO from standard configuration in R0 - R2 Frames)	+K458	FSCA-01	Modbus RTU
	+K473	FENA-11	EthernetIP, Profinet, Modbus TCP
	+K475	FENA-21	"Two port EtherNet/IP™, Modbus TCP, PROFINET IO"
+ Control Panel (any of this plus code will remove ACS-BP-S, basic panel from delivery package)	+J400	ACS-AP-S	Assistant control panel with Hindi
	+J425	ACS-AP-I	Assistant control panel with Hindi
	+J429	ACS-AP-W	Bluetooth control panel with Hindi
	+J424	RDUM-01	ACS560's Dummy panel with power LED and PC communication provision
+Cables	+J431	BCBL-01	USB to RJ45 PC connectivity cable (RS485)
+Printed Manuals	+R700	EN	ACS560-01 drives (0.75 to 160 kW) hardware and firmware manual (EN)
	TBD	HI	ACS560-01 drives (0.75 to 160 kW) hardware and firmware manual (HI)
Options			
PC Tools	3AUA0000108087	DCPT-01	Drive composer pro PC tool (single user licence)
	3AUA0000145150	DCPT-01	Drive composer pro PC tool (10 users licence)
	3AUA0000145151	DCPT-01	Drive composer pro (20 users licence)
Note: Drive composer entry (free version) PC tool can be downloaded from http://abb.com/drives			
Cabinet door mounting kit	3AXD50000010763	DPMP-EXT	Door mounting kit for the panel (for one drive, contains both DPMP-02 and CDPI-01)
	3AUA0000108878	DPMP-01	Control panel mounting platform (flush)
	3AXD50000009374	DPMP-02	Control panel mounting platform (surface)
Remote Monitoring	3AUA0000094517	NETA-21	Remote Monitoring
	TBD	TBD	Eco Remote Monitoring
Configuration Adaptor	3AXD50000019865	CCA-01	Cold configurator adapter,
External Input Choke	3AYN477110-CHK1A	CHK-01	For 2.6 - 7.2 A drives
	3AYN477110-CHK2A	CHK-02	For 12.6 A drives
	3AYN477110-CHK3A	CHK-03	For 17 A drives
	3AYN477110-CHK4A	CHK-04	For 25 A drives

Options

Options			
	3AYNSBR-RES99	RES99	2.2 KW max power*
	3AYNSBR-RES53	RES53	4 KW max power*
	3AYNSBR-RES32	RES32	7.5 KW max power*
	3AYNSBR-RES23	RES23	11 KW max power*
	3AYNSBR-RES16	RES16	15 KW max power*
Brake Resistors	3AYNSBR-RES10	RES10	22 KW max power*
	3AYNSBR-RESM99	RESM99	2.2 KW max power**
	3AYNSBR-RESM53	RESM53	4 KW max power**
	3AYNSBR-RESM32	RESM32	7.5 KW max power**
	3AYNSBR-RESM23	RESM23	11 KW max power**
	3AYNSBR-RESM16	RESM16	15 KW max power**
	3AYNSBR-RESM10	RESM10	22KW max power**
*1 min/5 min duty cycle			
**1 Sec/2 min duty cycle			
	3ABD58982784	NOCH0016-60	0.75 - 5.5 KW Drives, Du/Dt filter (IP00)
	3ABD58982792	NOCH0030-60	7.5 - 11 KW Drives Du/Dt filter (IP00)
	3ABD58982806	NOCH0070-60	15 - 30 KW Drives Du/Dt filter (IP00)
	3ABD58982814	NOCH0120-60	37 - 55 KW Drives Du/Dt filter (IP00)
+Output filter	3ABD68490308	FOCH0260-70	75 - 160 KW Drives Du/Dt filter (IP00)
	3ABD61445412	NOCH0016-62	0.75 - 5.5 KW Drives Du/Dt filter (IP22)
	3ABD61445439	NOCH0030-62	7.5 - 11 KW Drives Du/Dt filter (IP22)
	3ABD61445455	NOCH0070-62	15 - 30 KW Drives Du/Dt filter (IP22)
	3ABD64782126	NOCH0120-62	37 - 55 KW Drives Du/Dt filter (IP22)
Direct order codes(Service)	3AXD50000028828	ACS-BP-S	Basic control panel(part of standard delivery)
	TBD	RIIO-01	IO Card Option (part of standard Delivery), suitable only with R0-R2 frames,
	3AXD50000042620	TBD	ACS560-01 drives Quick installation and start-up guide (EN & HI)

ABB automation products

Wide range of solutions

ABB offers a wide range of industrial automation products, solutions and software catering to the market needs.

Software tools for ABB Drives

ABB offers several software tools to ease and enhance the use of ABB drives. These tools provide a user-friendly and easy-to-use approach for the selection, commissioning and use of ABB drives.

<http://abb.com/drives/software-tools>

Drive Composer

Drive composer is a start-up and maintenance tool for ABB's common architecture drives.

Drive Manager

Drive Manager for AC500 PLC is a tool in Automation Builder. This tool communicates with the drives connected to AC500 PLC's PROFIBUS or PROFINET network

Drive Size

DriveSize helps to select an optimal motor, drive and transformer. DriveSize can also be used to compute network harmonics and to create dimensioning documents. Two versions are available, one for online users (Drive Size Web), and the other can be installed on a PC.

Automation Builder

ABB Automation Builder is the integrated software suite for machine builders and system integrators. ABB Automation Builder covers the engineering of ABB PLCs, Safety PLCs, control panels, drives, motion and robots.

Mobile Tools for ABB Drives

ABB offers several smartphone applications to ease and enhance the use of ABB drives.
<http://abb.com/drives/mobile-tools>

Drive Tune App

Drivetune is the smartphone application which is capable of connecting wirelessly to ABB drives.

Energy save calculator

EnergySave is a user-friendly and interactive energy saving calculator for comparing AC drive control against traditional flow control methods in different applications such as pumps, fans and compressors.

Drive base App

Drivebase is an app that allows easy access to product manuals and search function for ABB contacts. The app also facilitates a capability to report service actions and provides users with service recommendations for their drives installed base.

Remote Monitoring for ABB Drives:

Remote Condition Monitoring is a service that delivers you accurate, real-time information about drive events to ensure your equipment is available, reliable and maintainable. When you have all the facts, you can make the right decisions.
<http://abb.com/drives/services/advanced-services-remote-condition-monitoring>

Industry specific drives & motion control

General purpose

All the essential features built-in, simplifying drive selection, installation and use.

Micro

Precise speed control and simple integration.

Machinery

Premium motor control with hardware flexibility, programmability and scalability for optimal solution.

Industrial

Our benchmark of performance, expertise and quality serving you locally on a global scale. Industry specific drives. Dedicated solutions for industries and applications such as HVAC, elevators, electric heavy machines, water and waste water.

- 01 AC500 PLC
- 02 Software tools
- 03 Motors
- 04 Drives portfolio
- 05 HMI

Motion control

Suitable for different applications from single to multi-axle machine control.

<http://abb.com/drives/low-voltage-ac>

ABB Motors & Generators:

ABB offers a comprehensive range of reliable and high efficiency motors and generators for all applications.

<http://abb.com/motors-generators>

<http://abb.com/plc>

AC500 PLC, Zenon SCADA, CP600 HMI:

AC500- ABB's high performance and modular PLC, CP600 HMI offers with wide range of functionality offers easy usability and Zenon SCADA securely delivers supervision, control, data acquisition, scheduling and performance reporting to users.

PS553 Drives library:

AC500 PLC library with pre-engineered function blocks and visualizations for control and diagnostics of ABB ACS drives. Available as free in Automation builder installation.

Soft starter

ABB's soft starters increase a motor's lifetime by protecting it from electrical stresses. They do so by letting you optimize starting currents that with conventional starting methods put lots of stress on the motor. With many built-in motor protection features, your motor is safe in its hands.

<http://abb.com/low-voltage/products/softstarters>



01



02



03



04



05

Drives service

Your choice, your future

The future of your drives depends on the service you choose.

Whatever you choose, it should be a well informed decision. No guesswork. We have the expertise and experience to help you find and implement the right service for your drive equipment. You can start by asking yourself these two critical questions:

- Why should my drive be serviced?
- What would my optimal service options be?

From here, you have our guidance and full support along the course you take, throughout the entire lifetime of your drives.

Your choice, your business efficiency

ABB Drive Care agreement lets you focus on your core business. A selection of predefined service options matching your needs provides optimal, more reliable performance, extended drive lifetime and improved cost control. So you can reduce the risk of unplanned downtime and find it easier to budget for maintenance.

We can help you more by knowing where you are!

Register your drive at www.abb.com/drivereg for extended warranty options and other benefits.

Service to match your needs

Your service needs depend on your operation, life cycle of your equipment and business priorities. We have identified our customers' four most common needs and defined service options to satisfy them. What is your choice to keep your drives at peak performance?

Is uptime your priority?

Keep your drives running with precisely planned and executed maintenance.

Example services include:

- Life cycle assessment
- Installation and commissioning
- Spare parts
- Preventive maintenance
- Reconditioning
- ABB Drive Care agreement
- Drive exchange



Is rapid response a key consideration?

If your drives require immediate action, our global network is at your service.

Example services include:

- Technical Support
- On-site Repair
- Remote Support
- Response time agreements
- Training



Need to extend your assets' lifetime?

Maximize your drive's lifetime with our services.

Example services include:

- Life Cycle Assessment
- Upgrades, Retrofits and Modernization
- Replacement, Disposal and Recycling



Is performance most critical to your operation?

Get optimal performance out of your machinery and systems.

Example services include:

- Advanced services
- Engineering and Consulting
- Inspection and Diagnostics
- Upgrades, Retrofits and Modernization
- Workshop Repair
- Tailored services



You're in control of every life cycle phase of your drives. At the heart of drive services is a four-phase product life cycle management model. This model defines the services recommended and available throughout drives lifespan.

Now it's easy for you to see the exact service and maintenance available for your drives.

ABB drives life cycle phases explained:

	Active	Classic	Limited	Obsolete
	Full range of life cycle services and support		Limited range of life cycle services and support	Replacement and end-of-life services
Product	Product is in active sales and manufacturing phase.	Serial production has ceased. Product may be available for plant extensions, as a spare part or for installed base renewal.	Product is no longer available.	Product is no longer available.
Services	Full range of life cycle services is available.	Full range of life cycle services is available. Product enhancements may be available through upgrade and retrofit solutions.	Limited range of life cycle services is available. Spare parts availability is limited to available stock.	Replacement and end-of-life services are available.

Keeping you informed

We notify you every step of the way using life cycle status statements and announcements.

Your benefit is clear information about your drives' status and precise services available. It helps you plan the preferred service actions ahead of time and make sure that continuous support is always available.

Step 1

Life Cycle Status Announcement

Provides early information about the upcoming life cycle phase change and how it affects the availability of services.

Step 2

Life Cycle Status Statement

Provides information about the drive's current life cycle status, availability of product and services, life cycle plan and recommended actions.

Additional information

We reserve the right to make technical changes or modify the contents of this document without prior notice. With regard to purchase orders, the agreed particulars shall prevail. ABB India does not accept any responsibility whatsoever for potential errors or possible lack of information in this document.

We reserve all rights in this document and in the subject matter and illustrations contained therein. Any reproduction, disclosure to third parties or utilization of its contents – in whole or in parts – is forbidden without prior written consent of ABB India

ABB India Limited.

LV Drives

ABB Contact center, India

Toll free number: 1800 419 3989

in.drivesupport@in.abb.com.

www.abb.com/drives

